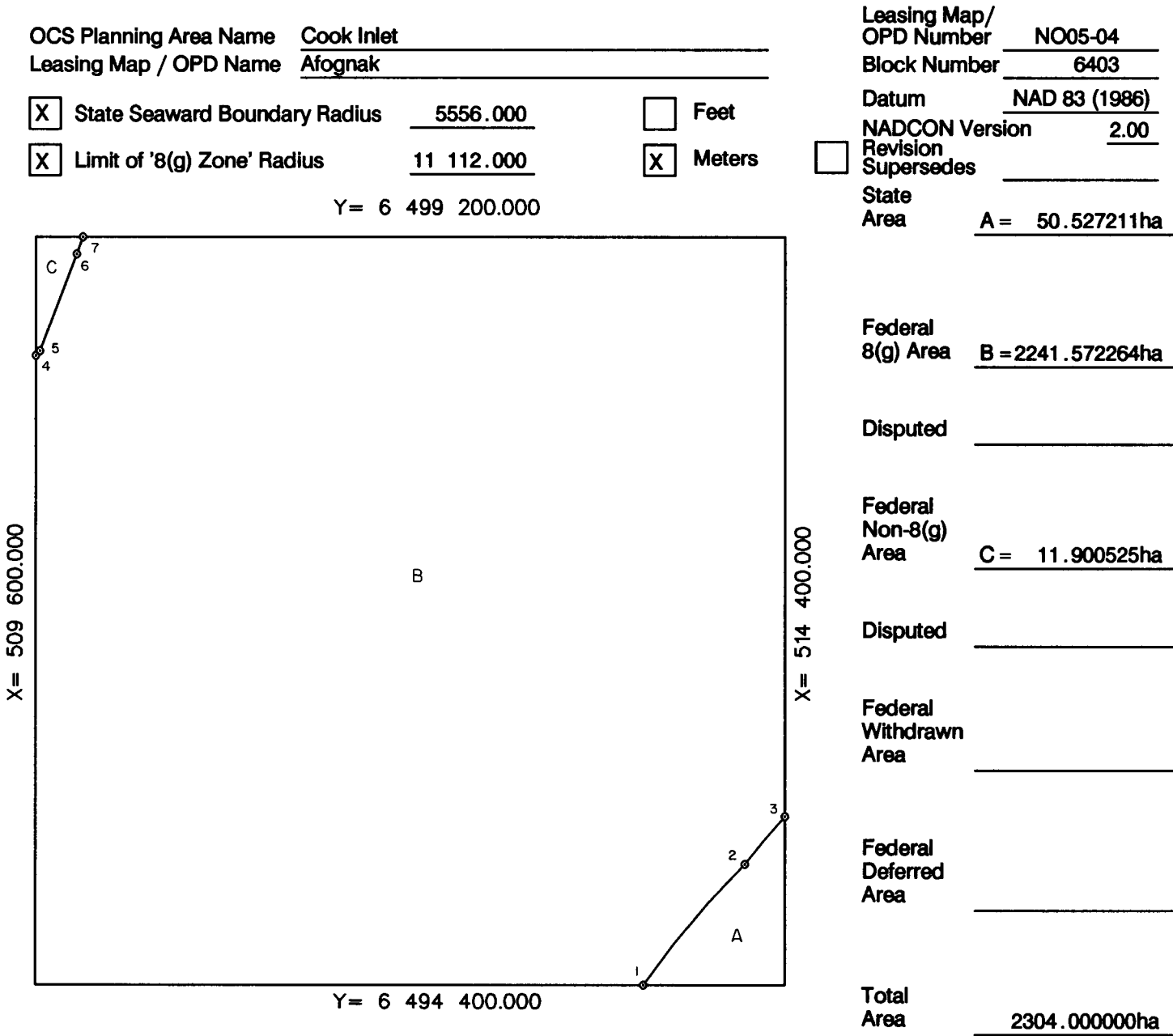




Supplemental Official OCS Block Diagram



Offshore Intersections		
	X	Y
1	513 494.513	6 494 400.000
2	514 142.577	6 495 172.992
3	514 400.000	6 495 479.248
4	509 600.000	6 498 437.835
5	509 626.354	6 498 468.656
6	509 863.187	6 499 091.572
7	509 902.191	6 499 200.000

Contributing Baseline Points		
	X	Y
1-2	518 058.610	6 491 231.695
2-3	518 521.639	6 491 753.496
4-5	518 058.610	6 491 231.695
5-6	520 126.723	6 494 832.889
6-7	520 338.615	6 495 384.557

 1/3/94
For the Director, MMS Date

 2-7-94
For the State Date