

# Offshore Renewable Energy in New York



George Stafford  
New York State Department of State  
New York – BOEMRE Offshore Renewable Energy Task Force  
November 18<sup>th</sup>, 2010 - Melville, NY

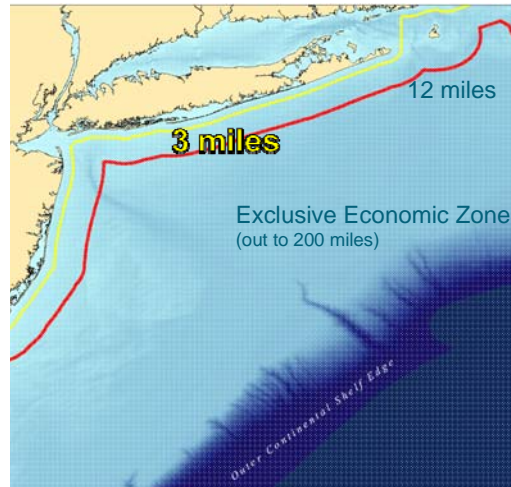
1

## New York State Policy Basis

- State Renewable Portfolio Standard
  - “30 x 15” - meet 30% of need with renewables by 2015
- 2009 State Energy Plan
  - Increase use of renewable sources, incl. offshore
- Interim Report of the Climate Action Council
  - Heavy emphasis on offshore renewables

2

## Jurisdictions & Authorities



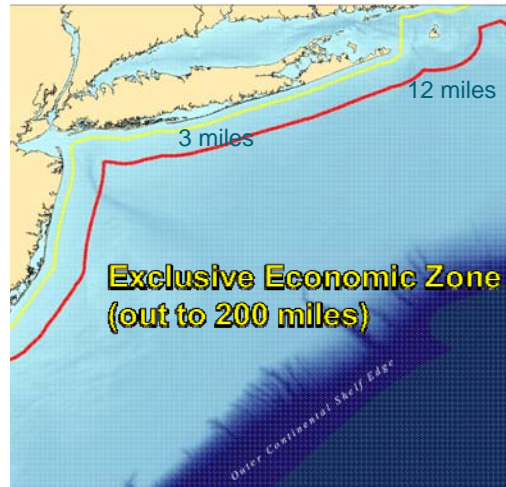
3

## State regulatory and planning agencies

- Department of State (DOS)
- New York State Energy Research and Development Authority (NYSERDA)
- Department of Public Service/Public Service Commission (DPS/PSC)
- Department of Environmental Conservation (DEC)
- Office of Parks, Recreation, and Historic Preservation (OPRHP)
- Office of General Services (OGS)
- Empire State Development (ESD)
- Port Authority of New York/New Jersey

4

## Jurisdictions & Authorities



5

## Federal regulatory and planning roles

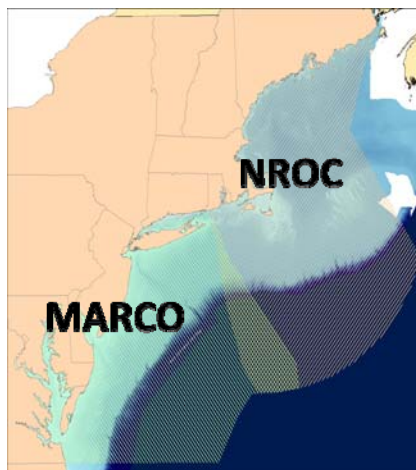
- Legislation
  - Outer Continental Shelf Lands Act/Energy Policy Act of 2005
  - Coastal Zone Management Act
  - ...and many others
- National Ocean Council
  - Ocean policy and planning



6

## Regional Coordination

- Regional Ocean Governance:
  - Mid-Atlantic Regional Council on the Ocean (MARCO)
  - Northeast Regional Ocean Council (NROC)
- Atlantic Offshore Wind Energy Consortium

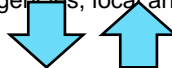


7

State

**New York Offshore Renewable Energy Work Group**  
State agencies and authorities  
**New York – BOEMRE Offshore Renewable Energy Task Force**

Federal and state agencies, local and tribal governments



Interstate

**Mid-Atlantic Regional Council on the Ocean (MARCO)**  
Five Mid-Atlantic states - NY, NJ, DE, MD, VA  
**Atlantic Offshore Wind Energy Consortium (AOWEC)**  
U.S. Department of the Interior and Atlantic coastal states



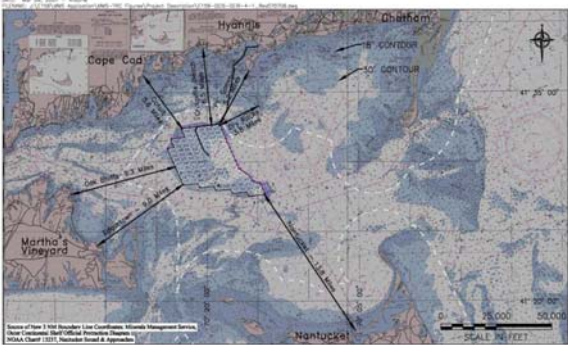
National

**National Ocean Council**  
All ocean agencies, with input from all states

8

# Offshore Wind in Neighboring States

- Massachusetts
- Rhode Island
- New Jersey
- Delaware
- Maryland



Cape Wind project site

# Industry interest

Average Retail Price of Electricity to Ultimate Customers by End-Use Sector, by State, July 2010 and 2009 (Cents per Kilowatthour)

State	Residential		Commercial		Industrial		Transportation		All Sectors	
	Jul-10	Jul-09	Jul-10	Jul-09	Jul-10	Jul-09	Jul-10	Jul-09	Jul-10	Jul-09
Connecticut	19.03	20.44	16.51	16.73	14.54	15.4	11.29	10.03	17.44	18.02
Delaware	13.97	14.5	11.37	12.02	10.58	9.1	--	--	12.39	12.26
Florida	11.68	12.31	9.81	10.6	9.04	9.25	8.81	10.19	10.79	11.45
Georgia	10.85	10.75	9.24	8.99	7.17	6.44	8.5	7.91	9.61	9.35
Maine	15.44	15.2	12.18	12.15	9.21	9.54	--	--	12.62	12.54
Maryland	15.02	15.99	11.9	12.09	9.96	10.02	11.01	10.88	13.24	13.58
Massachusetts	14.71	16.69	14.92	18.63	14.41	10.87	6.78	6.08	14.65	15.53
New Hampshire	16.11	16.4	14.13	15.3	12.75	13.74	--	--	14.74	15.46
New Jersey	17.37	17.86	15.17	16.18	13.17	11.34	12.94	18.3	15.99	16.39
New York	<b>19.58</b>	19.13	<b>17.88</b>	16.16	10.27	11.27	<b>15.27</b>	13.95	<b>17.89</b>	16.7
North Carolina	10.41	10.17	8.41	8.09	6.75	6.22	7.39	6.56	9.12	8.78
Pennsylvania	13.34	12.44	10.32	9.7	8.03	6.97	8.29	7.69	10.83	9.81
Rhode Island	15.11	14.55	11.54	13.02	15.5	9.88	13.46	--	13.55	13.13
South Carolina	10.52	10.27	9.05	8.72	6.03	5.92	--	--	8.83	8.62
Virginia	10.78	11.01	7.7	7.83	6.76	6.58	7.25	8.43	8.97	8.97

Source: U.S. Energy Information Administration, Form EIA-826, "Monthly Electric Sales and Revenue Report with State Distributions Report." [http://www.eia.doe.gov/electricity/epm/table5\\_6\\_a.html](http://www.eia.doe.gov/electricity/epm/table5_6_a.html)